



Everett Police Department Annual Report: 2014



Steven A. Mazzie
Chief of Police

Mission Statement

The mission of the Everett Police Department is to provide community oriented law enforcement designed to protect life and property, maintain order, while ensuring fair and equal treatment for all.

Law Enforcement Core Values

Professionalism- we are committed to the highest ethical standards of the law enforcement profession.

Respect- we pledge to preserve human dignity by caring for the citizens we serve, and for ourselves.

Integrity- we shall, through our behavior, reflect honesty, sincerity, and complete accountability.

Dedication- we are devoted to Public Service to enhance the quality of life for all.

Excellence- we encourage innovation, effectiveness and efficiency through training, skills and effort.

Our Motto:

“Serving with Pride Since 1870”

Table of Contents

Section	Page Number(s)
Mission Statement	1
Table of Contents	2
Message from the Chief	3
Message from the Mayor	4
Organizational Chart	5
EPD- Overview, Office of the Chief	6
Administrative Services Division	7-8
Operations Division and DDACTS	9-14
Criminal Investigations Division	15-18
2014 EPD Highlights	19-23
2014 Operation Division Highlights	24-25
2014 Criminal Investigations Unit Highlights	26-28
2014 Crime Analysis Highlights	29-30
Everett Crime Data and Analysis – 2009-2014	31-34
Calls for Service	35-36
Hot Spots	37
Arrest/Summons/Citation Data	38
Crime Mapping Tool/ EPD Social Media	39



On behalf of the men and women of the Everett Police Department, I am proud to present to you the 2014 Annual Report. The EPD continues to make great strides in the areas of crime prevention, apprehension of offenders and reducing fear in the community. Our community partnerships are stronger than ever and our strategies to reduce crime and harm in our community have been successful over the past year. Our commitment to transparency and accountability over the years has helped us build a strong trust with those we serve. Our active use of social media puts us behind only Boston and Cambridge but ahead of everyone else in Metro Boston with daily updates as to the happenings on in our city.

Overall, Group A crime has decreased by 12 percent from 2013 to 2014. In 2014 Personal, Property and Societal crime categories accounted for a total of 1,840 recorded crimes. When comparing that to 2009, when we had 2,480 reported crimes, we have made progress. Through good crime analysis and sound crime reduction strategies, we have observed significant decreases in burglary, breaking and entering, Theft from a building, robbery and motor vehicle theft. While we are pleased with these results, we still have much work to do as we noted increases in Larcenies and thefts from motor vehicles which, have been driven by an opiate drug epidemic that has unfortunately continued to increase. On a positive note, we still are a city that has enjoyed minimal violence over the years. I am encouraged by the long-term trends, which now show a 21% reduction in Group A crime over the last five years.

In 2014, the EPD started to see the gains of the new police recruits we had entered into the academy. This past summer, we saw six new officers hit the streets with the remaining graduating in the beginning of 2015. When all is said and done, we will be up to the full complement that is in the current budget. We continue to add diversity to our ranks that help reflect the community we serve, with new officers that are fluent in Portuguese and Spanish. This year, we implemented ShotSpotter technology through a grant from the Metro Boston Homeland Security Region, which allows us to pick up shots fired from firearms and puts our officers on scene within seconds. This latest technology aided us in the capture of individuals with firearms and helped us remove them from our streets. Lastly, our new operational model of policing called DDACTS, or Data Driven Approaches to Crime and Traffic Safety has been in use within two zones for multiple years now. We continue to get positive results. One of the best aspects of this place based model is that we are placing our officers in areas based on empirical data that shows higher rates of car crashes and certain crime categories. It allows us to have an effect on both by conducting active traffic enforcement, officer walk and talks and proactive street investigations. The results are reduced crime, traffic crashes, enhanced safety and an overall better feeling for those that live in these sectors. In addition, it helps us in policing a diverse community because it helps reduce accusations of profiling. These are not random stops, and we only go where the data tells us.

In closing, there is much work to be done, we face a continuing regional threat from the opioid and heroin crisis that has left many addicted and more dead from overdoses. Our involvement as a partner in the Mass Opioid Abuse Prevention Collaborative will continue, as will our community outreach and engagement with the diverse groups of people that call Everett their home. It was unfortunate to see communities at war with their own police due to a handful of incidents across our country recently. I can assure the people of Everett that we stand committed to professionalism, mutual respect, and we are sensitive to those that are different from us. In my years of policing, there has not been much that I have seen that could not be worked out in a positive way for all involved. It is important for all of us to work together. Please stay engaged – stay connected - look out for your neighbors, in particular, our seniors and youth. When everyone is vigilant, the community as a whole benefits. I want to thank all members of the EPD, both civilian and sworn personnel, for their continued dedication, service and commitment to the city.

Sincerely,

A handwritten signature in black ink that reads "Steven A. Mazzie".

Steven A. Mazzie
Chief of Police

A MESSAGE FROM THE MAYOR

Dear Residents,

Keeping our City safe is an enormous undertaking. I have stated in past years that I am very proud of the officers and civilian personnel that make up our Everett Police Department. And this year is no exception.



Over the past year, our Police Department has implemented and utilized several smart policing tactics and crime deterring initiatives to ensure the safety and well-being of our community.

Technological tools, such as ShotSpotter, allow our Police Department to conduct smart and effective policing, while outreach initiatives, like the Lieutenant Liaison Program, give our residents a sense of personal contact and accessibility to our Police Department. In addition, increased in-depth training for our officers in the area of crisis intervention and mental health are contributing to providing a sounder and safer community.

Our police force is continuing its partnership with the District Attorney's Office, the Massachusetts Probation Department, and surrounding communities to develop comprehensive, multi-agency, multi-jurisdictional approaches to addressing crimes and identifying repeat offenders and high-risk individuals that enter our community.

Our city is fortunate to have a department that strives to do more within our community. This commitment to effective, consistent law enforcement and positive community engagement has earned the trust and respect of our residents.

I look forward to another safe, healthy and productive year.

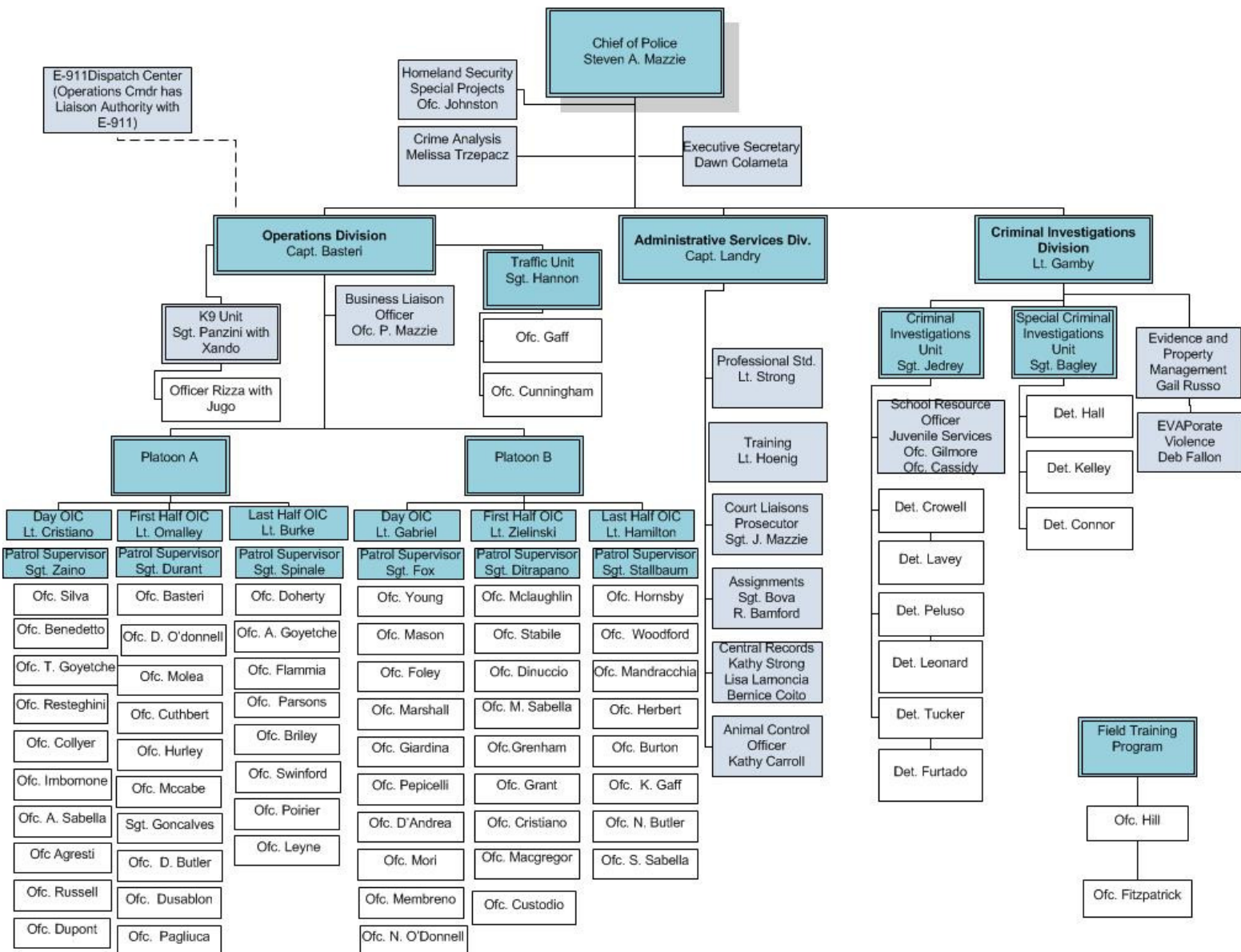
Sincerely,

A handwritten signature in black ink that reads "Carlo DeMaria Jr." The signature is written in a cursive, flowing style.

Carlo DeMaria Jr., Mayor

Organizational Chart

In 2014, the Everett Police Department finished the year with 99 sworn Police Officers, 1 sworn Animal Control Officer and 10 civilian employees.



In 2014 two of Everett's finest retired: Captain Patrick McAdam served Everett for 31 years; Lt. John Balfé served Everett for over 30 years.

EVERETT POLICE DEPARTMENT - Overview

Office of the Chief

The Office of the Chief is staffed with the Chief, one patrolman and 4 civilians. The civilians include an Executive Secretary, a part-time Payroll Clerk, and two Crime Analysts. The patrolman assists with administrative functions of the office, manages the department's SharePoint site and department radio system, coordinates with other agencies on Homeland Security matters, and is responsible for special projects.

The management of the department is done through the Office of the Chief. Decisions regarding personnel, budgeting, purchasing, strategy, and coordination are all part of this operation.



Crime Analysis

Crime analysis involves the systematic process of identifying and analyzing patterns and trends in crime. The information collected on patterns and trends can help law enforcement agencies deploy resources in a more effective manner, and assist detectives in identifying and apprehending suspects. Another goal of crime analysis is to create solutions to crime problems and develop crime prevention strategies. Crime analysts study crime reports, arrest reports, information from other agencies, and police calls for service to identify emerging patterns, series, and trends in a timely manner.

The Everett Police Department currently employs two full-time analysts. Additionally, the department participates in a volunteer internship program by offering an internship in the **Crime Analysis Unit (CAU)** to one student each semester. Our **CAU** issues bulletins, reports, and alerts to the Everett Police Department and other agencies statewide. In addition, our analysts prepare statistics, complete data queries, create maps, prepare information for community meetings, answer questions from the public and the press, and participate in regional information sharing meetings.

Administrative Services Division

Captain Paul Landry

The **Administrative Services Division** of the Everett Police Department is responsible for a variety of functions that support the daily operations of the Department. These functions include professional standards and policy development, training, volunteer and intern coordination, public information, court liaison, off duty assignments, records management, animal control, police matrons, and building/facility/equipment management services. The division is comprised of five sworn officers and six civilian personnel.

The **Professional Standards and Policy Development Unit** is responsible for policy development and review, internal investigations and audits of departmental personnel and programs. In addition, the unit conducts background investigations for all new hires for the department.

The **Training Unit** is responsible for managing the in-service training requirements as well as the professional development and other training requirements for veteran officers. For new hires the unit oversees the development and implementation of the field training program for all new sworn officers. In addition, the unit manages the volunteer and intern program for the department.

The sworn members of the department completed over 8,000 hours of in-service and professional development training in 2014. All sworn members completed annual in-service training in First Aid, CPR/AED, Legal Issues, Use of Force, Weapons Qualification, Work Place Violence and Harassment Prevention, and topics selected by the Chief of Police and the Municipal Police Training Council (MPTC) as areas of special emphasis

Six interns from area high schools and colleges completed course requirements through the Everett Police Department (about 360 hours combined). During their internships, the students learned about the various divisions of the police department, shadowed detectives, patrolmen, the crime analysts, and other members of the department. The interns also went to the range and on patrol ride-a-longs.

The **Public Information Office (PIO)** is the central location for all press contacts, media requests and point of contact for members of the community seeking information from or about the department. The PIO routinely updates the media and the community on department activities including “breaking news” stories as they occur. The PIO is responsible for the site content on the department’s web site as well as coordinating its social media feeds.

The **Court Liaison Officer (CLO)** for the department interacts on a daily basis with the Middlesex District Attorney’s Office and the court’s various departments, such as the clerk and probation. The CLO reviews all reports submitted by the department’s officers ranging from arrest or warrants to criminal complaints. Additionally, the CLO is responsible for the scheduling and appearance of officers in the commonwealth’s various courts.

Administrative Services Division (Continued)

The **Assignments Office** is responsible for managing the assignment of off-duty personnel to work with public and private contractors on various projects throughout the city as well as other cities and towns as requested. Additionally, the office is responsible for proper billing and accounts receivable. The office also participates in planning for large scale events where additional uniformed personnel may be required to provide public safety and security.

The **Central Records Bureau** is where all police-related records are maintained and stored. Clerks in the records bureau respond to numerous requests for documents such as accident reports, police reports, daily arrests, and incident logs. All public records requested are processed through this office and forwarded to the Keeper of the Records for disposition. Additionally, all traffic citations are entered into our records management system through personnel assigned to this bureau.

The **Animal Control Officer (ACO)** is in charge of all facets related to domesticated and wild animals throughout the city. The ACO helps identify lost / stolen or injured animals and enforces city ordinances related to animal issues. In 2014, the ACO issued five tickets and responded to over 600 animal - related calls.



Operations Division Captain Richard Basteri

The Everett Police Department's **Operations Division** consists of one captain, 6 lieutenants, 8 sergeants, and approximately 56 patrol officers. Patrol shifts rotate and consist of four-10 hour shifts: a day shift, evening shift and an overnight shift. Each shift is comprised of a lieutenant, one sergeant and a squad of 9 officers. The lieutenant (Officer-in-Charge) commands each shift, and the squad is led on the street by a sergeant referred to as a "Patrol Supervisor." All of our shifts overlap by forty- five minutes between the day shift and the evening shift, with a five hour overlap between 9 pm and 2 am. Manpower levels are doubled during the evening shift, the busiest shift, to address the increase in calls for service during this time.

The Operations Division is the largest division in the Everett Police Department. It operates year round, seven days a week, twenty-four hours a day. It includes patrol units, traffic units and K-9 units. The function of the patrol units is to provide uniform patrol coverage to all areas of the city. Officers conduct patrols on foot, by bicycle, and in motor vehicles. They respond to both past and in progress crimes, motor vehicle crashes, directed patrols, injuries, illnesses, and fires. Officers routinely arrest offenders, investigate citizen complaints, provide traffic control and enforcement, appear in court, and attend community based meetings. They perform directed patrols for specific issues brought forward by the community, crime analysis, and designated "hot spots" identified by the department's crime analysts. Officers are encouraged to interact with the business community during slower periods, which are referred to as "walk and talks," direct extra attention towards areas of problem/concern, and complete their incident reports.

The primary goal of the Operations Division is the prevention of crime and disorder by adhering to community policing principles, which have been adopted by the Everett Police Department. Under this philosophy, officers are assigned to designated sectors of the city. Each officer has a responsibility to address the concerns in the area with the assistance of specialized units, other city departments, and community members.



Operations Division (Continued)

Captain Richard Basteri

The **Traffic and K-9 units** assist patrol units in calls for service but are also engaged in other duties. Traffic personnel conduct selective traffic enforcement in neighborhoods, truck inspections for faulty equipment and overweight vehicles, escorts for a variety of events, investigate hit and run crashes, coordinate sobriety checkpoints, DDACTS (Data Driven Approaches to Crime and Traffic Safety) patrols, coordinate crossing guard assignments, and perform educational outreach within the community. The K-9 unit consists of three handlers with an assigned dog trained in a variety of functions. Two K-9 teams are used for patrolling, tracking (lost persons or fleeing felons) and drug detection. The other K-9 team is used for the detection of explosives and/or firearms evidence recovery. The K-9 unit operates mutually with surrounding cities and towns to enable 24- hour coverage during their off hours.

In addition to their regular duties, the K-9 Explosion Detection Unit responded to 36 calls for service specifically for the recovery of gun and shell casings in 2014. They have also conducted K-9 demonstrations at events such as National Night Out, area schools and the Junior Police Academy. The K-9 Unit is called to conduct bomb sweeps at businesses, schools, and other high -profile locations such as the July 4th Festivities on the Esplanade and the T.D. Bank North Garden. The Patrol/Drug K-9 Sergeant responded to over 77 calls for narcotic and patrol searches in addition to his regular duties. The K-9 teams have worked with over a dozen municipal and state agencies including US Marshalls, DEA, and ATF during 2014, and are directly or indirectly responsible for the arrest of 75 suspects. Many of these arrests included enhanced charges depending on evidence located during a search with the K-9 partners. Vast amounts of heroin, cocaine, marijuana were seized from the streets of Everett and surrounding communities. Throughout the year, numerous motor vehicles were seized in conjunction with drug units with some of the motor vehicles containing a drug hide.

In 2014 K-9 Jugo (Narcotics Detection) joined the EPD K-9 Unit.

In 2014 K-9 Warner (Explosives Detection) retired after 8 yrs of service. Sadly, in March 2015, Warner passed away from natural causes.



Operations Division (Continued)

Captain Richard Basteri

The Operations Division dedicates an officer to work with the business community. **This community service officer** is responsible for patrolling Everett Square, Glendale Square and the Gateway Mall. In 2014, the Everett Police Department received over 750 calls for service from the Gateway Mall and Best Buy for larcenies, B&E of M/V's, etc. The Community Service Officer provides a visible deterrent to crime and offers strategies to the businesses to reduce the likelihood of victimization in these areas. This officer also acts as a liaison to the business community and attends community meetings, as well as assisting with community and neighborhood problems.

In 2014, the “**Blue Blitz**” program was continued. This program required members of the Chief’s command staff, detectives, and specialized units to wear their uniforms and conduct patrols in problem areas designated by our crime analysts. The purpose of this program was to display a visible presence in these areas while detecting and preventing potential crime. During these patrols, police officers and commanders were encouraged to perform “walk and talks” at area businesses to address any problems, engage residents regarding their observations concerning criminal activity/suspicious persons, and to fill out FIO’S cards (field interview observations) on any suspicious persons encountered. In 2014, five Blue Blitz patrols were sent. During these patrols, 15 citations were written, 2 verbal and 3 criminal complaints were filed and multiple walk and talks were conducted. Some of the areas covered during these patrols were the Chelsea / Union Street area, playgrounds and parks, and the scrap metal yards in Sector 1— City Ordinance Enforcement.

Lastly, the Operations Division offers two supporting specialized units, the **Special Operations Unit (SOU)**, which is a trained and equipped tactical team that deals with high risk warrant service and barricaded subjects. Everett, Revere and Winthrop Police Departments share a combined regional tactical team known as North Metro Swat. This team was called into service in both Boston and Watertown for the Marathon Bombers and received several citations for their meritorious duty at both Everett/Revere City Hall and the State House. Additionally, the Everett Police Department has an **Underwater Search and Recovery Unit (USRU)**, which is comprised of trained and equipped divers who are used to respond to underwater emergencies, security checks, and other missions on Everett’s waterfront.

The Operations Division responds to Emergency 911 calls, other calls for service, and conducts essential activities such as directed patrols. In 2014, this division was involved in 32,927 calls/activities (including 911 calls, directed patrols, traffic issues, et cetera. This is an increase of over 2,100 calls/activities from 2013. Of the calls received in 2014, over 3,600 were documented as incidents requiring reports. During this period, the department arrested 813 adults, 46 juveniles (107 more total arrests than 2013) and responded to 1,236 motor vehicle accidents. The majority of both of these noted increases are the result of the increase in staffing at EPD and the number of Department initiated services walk and talks, and direct patrols. ¹

¹ All data in this report was pulled from 1 of 2 sources- Microsystems, CrimeTrack. Retrieved Mar 22-28, 2015 from the PROIV database. ****CrimeTrack is EPD’s Records Management System.** ** OR Commonwealth Fusion center Data Systems. Retrieved April, 14, 2015, from Mass CrimeSOLV database. Crime rate are base on current census data.

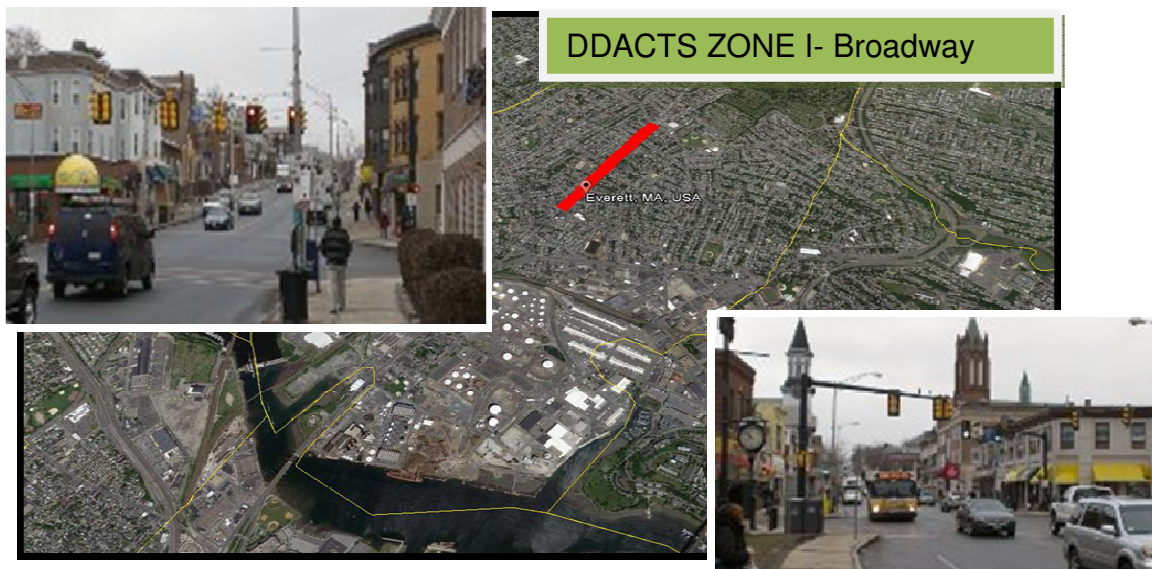
Operations Division—DDACTS Initiative

Captain Richard Basteri

The Operations Division continued to support the Data Driven Approaches to Crime and Safety (DDACTS) initiative. DDACTS is a law enforcement operational model which integrates location-based crime and traffic data to establish effective and efficient methods for deploying law enforcement and other resources. Using geo-mapping to identify areas that have high incidences of crime and accidents, DDACTS uses traffic enforcement strategies that play a dual role in fighting crime and reducing accidents and traffic violations. Drawing on the deterrent of highly visible traffic enforcement and the knowledge that crime often involves the use of motor vehicles, the goal of DDACTS is to reduce the incidence of crime, accidents, and traffic violations. DDACTS is supported by regional and national partners.

In November 2013, the Everett Police Department rolled out DDACTS phase II, approximately 16 months into DDACTS phase I. DDACTS I and DDACTS II operated in conjunction with each other. The treatment area outlined for Phase II includes the area of the city known as Sector 1. This area was selected for DDACTS enforcement after a review of crime, crash and citation data. Sector 1 was a hot spot for motor vehicle breaks, and for this reason, a reduction in motor vehicle B and E was outlined as a goal of DDACTS II.

Gun and Drugs Seized on DDACTS Patrol—during a routine DDACTS patrol, an officer made a stop of the motor vehicle. He determined that the registration was revoked and informed the operator, that he could not drive the vehicle. The operator then attempted to drive away; subsequently stopped and then the officer ordered the operator from the vehicle. The officer then conducted a pat frisk of the suspect and discovered a handgun and a large quantity of marijuana. The suspect was arrested and charged with Unlawful Possession of a Firearm, Possession of Marijuana with Intent to Distribute, Operation of a Motor Vehicle with a Revoked Registration, and Failure to Stop for a Mechanical Signal. Also arrested at the scene was the motor vehicle passenger, a juvenile, who was charged with Unlawful Possession of a Firearm, Unlawful Possession of Ammunition and Possession of Marijuana with Intent to Distribute.



Operations Division—DDACTS Initiative (Continued)

Captain Richard Basteri

DDACTS I -2014

Over the past year 1165 different patrols were sent to DDACTS I. While on a DDACTS I patrol 231 motor vehicle operators were given a verbal warning, 265 MV citations were written, 19 complaints were filed, 116 parking tickets were issued, 37 MVs were towed, 1237 “walk and talks” with the public were done, and 33 Field Interviews were conducted. In addition, 21 arrests were made (unlicensed operation, warrants, shoplifting, suspended license, firearms and drug possession).

The table below shows data between 2011 and 2014 for the DDACTS I region. The changes all reflect the success of these DDACTS patrols as they change in the expected direction with the increased activity and police presence in this area. There were increases in written citations and arrests, and decreases in MV accidents, robbery, and Part A crimes.

DDACTS I Specific Data – Looking at Patterns Between 2011 and 2014

	Pre-DDACTS	DDACTS I		
Phase I	2011	2014	Diff btwn 2011-2014	% Change
WRITTEN CITATIONS	1012	1523	511	50.50%
ACCIDENTS	91	68	-23	-25.27%
ARRESTS	22	35	13	59.10%
ROBBERY	6	5	-1	-15.67%
PART A CRIMES	84	58	-26	-30.95%

In order to ensure that the trends in the DDACTS region were not a result of overall trends observed in the city of Everett, percent changes from 2011 to 2014 were compared for both DDACTS I and citywide. The table below shows that these changes seen in DDACTS I are not resulting from the patterns in citywide data as they are not changing in similar fashion. For example, between 2011 and 2014, there was a 59.1% increase of arrests in the DDACTS I area, and only a 6.18% increase in arrests for the City of Everett during this same time. In addition, there was a 15.67% *decrease* of robbery in the DDACTS I region compared to a 21.43% *increase* in robberies citywide.

DDACTS I Compared to Citywide Data- Looking at Changes Between 2011 and 2014

% Changes of citywide crime and crime in DDACTS I between 2011 and 2014.			
	DDACTS I 2011-2014	Citywide 2011-2014	Difference in % changes
WRITTEN CITATIONS	50.50%	19.25%	31.25%
ACCIDENTS	-25.27%	3.00%	-28.27%
ARRESTS	59.10%	6.18%	52.92%
ROBBERY	-15.67%	21.43%	-37.10%
PART A CRIMES	-30.95%	-17.04%	-13.91%

Operations Division—DDACTS Initiative Continued

Captain Richard Basteri

DDACTS II-2014

Over the past year, 559 different patrols were sent to DDACTS II. While on a DDACTS II patrol, 94 motor vehicles operators were given a verbal warning, 74 MV citations were written, 10 complaints were filed, 39 parking tickets were issued, 17 MVs were towed, 535 “walk and talks” with the public were done and 24 Field Interviews were conducted. In addition, 6 arrests were made (unlicensed operation, warrants, and suspended license).

DDACTS II Specific Data – Looking at Patterns Between 2013 and 2014

	Pre-DDACTS	DDACTS		
Phase II ZONE A and B	2013	2014	Difference	% Change
WRITTEN CITATIONS	181	216	35	19.33%
ACCIDENTS	196	170	-26	-13.27%
ARRESTS	42	70	28	66.67%
ROBBERY	12	17	5	41.67%
PART A CRIMES	118	106	-12	-10.17%
MV B and E	44	19	-25	-56.82%

In order to ensure that the trends in the DDACTS region were not a result of overall trends observed in the city of Everett, percent changes in crime from 2013 to 2014 in DDACTS II were compared to those of the city of Everett (see table below). Results are not as prominent as those seen in DDACTS I, however, there are improvements to MV accidents with a decrease in DDACTS region, and an increase arrests compared to citywide arrests. However, written citations and robberies do not reflect improved changes for this area with an increase in robberies and a decrease in citations. There is no real change in Part A crimes with 1.83% difference between DDACTS II and citywide.

DDACTS II Data Compared to Citywide Data 2013-2014

% Changes of citywide crime and crime in DDACTS II between 2013 and 2014			
	DDACTS II 2013-2014	Citywide 2013-2014	Difference in % changes
WRITTEN CITATIONS	19.33%	30.73%	-11.40%
ACCIDENTS	-13.27%	6.83%	-20.10%
ARRESTS	66.67%	14.23%	52.44%
ROBBERY	41.67%	11.48%	30.19%
PART A CRIMES	-10.17%	-12.00%	1.83%

It can be concluded from this analysis that DDACTS I is impacting crimes and motor vehicle accidents in that area. In DDACTS I there was 25% decrease in accidents, and a 31% decrease in Part A crimes for 2014 from the initiation of DDACTS patrols in 2011. From the onset of DDACTS II in 2013 to 2014, there was a 13% decrease in accidents and a 10% decrease in Part A crimes. DDACTS I continues to be a success, and DDACTS II is trending in that direction.

Criminal Investigations Division

Lt. Richard Gamby

The Everett Police Department's Criminal Investigations Division (CID) is staffed by two lieutenants, two sergeants and six detectives. The Division is comprised of three units: the Criminal Investigations Unit (CIU), the Special Criminal Investigations Unit (SCIU), and the Youth Services/Gang Unit (YSU). CID officers receive specialized training in the investigation of crimes such as arson, narcotics offenses, firearms offenses, and adult/child sexual assaults, the preparation and execution of search warrants, fingerprinting, interviewing techniques, and other relevant areas of professional development.

The investigators manage a varied caseload including burglaries, sexual assaults, homicides, arson, narcotics offenses, financial crimes, bank robberies, domestic violence, youth offenses, larcenies, property crimes, assaults, identity theft, and threats. Investigators work collaboratively with other law enforcement agencies at the city, state and federal levels, to proactively share resources and intelligence information. CID officers also participate in various task forces targeting the detection and prevention of specific types of crimes such as narcotics distribution, bank robberies, and gang violence.

A Detective in the CID is also responsible for all firearms licensing and renewals and the registration of all sex offenders. Encompassed in this are Licenses To Carry (LTC) and all Firearms Identification Cards (FID). In 2014, the Everett Police Department issued 104 Resident Class A Large Capacity LTC, 11 Law Enforcement Officer LTC, 4 FID cards, 1 FID cards for chemical propellant.

Criminal Investigations Unit (CIU)

The **CIU**, traditionally known as the Detective Division, investigates many of the above-mentioned crimes occurring in the city of Everett. Cases may be referred to the unit from other law enforcement agencies, referred for follow up from the Patrol Division, or received as a direct call for assistance. The Unit also works closely with the Middlesex District Attorney on homicides, domestic violence, and sexual assault investigations while assisting as needed on other pending matters.

During 2014, approximately 650 cases were referred to the CIU. Each detective carried an average caseload of 130 cases.

Criminal Investigations Division (Continued)

Lt. Richard Gamby

Special Criminal Investigations Unit (SCIU)

The **SCIU** mission is to suppress overt and covert drug dealing, prostitution, and other types of crimes of a sensitive nature. The SCIU accomplishes their mission by targeting street-level and mid-level drug dealing through the use of undercover officers, confidential informants, and decoys. The unit is also involved with task forces at the federal level, which are comprised of officers from other local and state agencies. In addition, detectives of the unit assist other agencies in their efforts to address multi-jurisdictional drug distribution in neighboring communities. There are three detectives and one lieutenant assigned to the unit. One detective is assigned full time to the DEA task force. The SCIU was involved with 66 arrests in Everett and executed 13 search warrants. A total of 111 state felony charges brought against these 66 individuals. Additionally, members of the SCIU assisted the Chelsea Police Narcotics unit in "Operation Crack Down" from which 26 suspects were charged.

Property Type	Amount
Heroin Seized	240+ grams
Cocaine Seized	180+ grams
Marijuana Seized	15+ pounds
Pills	Numerous
Hand Guns	4
MV Seized	8
Monies Seized	\$161,437

EVAPorate Violence Project

The EVAPorate Violence Project (EVAP) is part of the CID. EVAP provides services in support of law enforcement cases, including court advocacy, crisis intervention, safety planning and referrals to other services. EVAP also provides services to victims and their families who do not have abuse prevention orders (APO) in effect but who were affected by domestic violence incidents responded to by the Everett Police and who are referred by Department of Children and Families, Everett City Government, Everett Mayor's Office of Human Services, Everett Public Schools, Safelink, local businesses, community and religious organizations, and by other victims previously served by EVAP.

In 2014, EVAP recorded **225 active 209A Abuse Prevention Orders**, with **389 adults and children reported as victims** (i.e., plaintiffs). Of this number:

- A) 286 victims of domestic violence were female - 3 females were over the age of 65, 121 females were under the age of 18, and 1 female's age was unidentifiable;
- B) 87 victims were male – 2 males were over the age of 65 and 52 were under the age of 18; and *in addition*: 111 APOs expired in 2014; 77 remain as Permanent; 37 APOs carry through 2015.

EVAPorate Violence Project (Continued)

II. EVAP also assisted aiding 156 victims of domestic violence with advocacy services (i.e., support meetings, court preparation and advocacy, and other aid). Of this number, 39 cases remain active through 2015 where advocacy services are still required. While most clients served were via EPD outreach and incident follow-up, additional referrals received by EVAP were from community members and: Department of Children and Families, Eagle Bank, Everett Cooperative Bank, Everett Housing Authority, Everett Public Schools, Massachusetts Alliance of Portuguese Speakers, Joint Committee for Children's Healthcare of Everett, Mayor's Office of Human Services, Office of Mayor Carlo DeMaria, Safelink, and Zion Church Ministries.

III. EVAP facilitated community outreach activities in 2014 included:

- A) School-based domestic violence prevention education
- B) Child Abuse Prevention Month Forum at Everett High School
- C) Literature campaign (i.e., mailing and literature drop) to promote EVAP services
- D) Participated in forums at Cambridge College, Salem State University, and Suffolk University, and with the Joint Committee for Children's Healthcare

IV. EVAP referred 127 cases involving domestic violence, sexual assault and stalking implications to Portal To Hope ("PTH") for additional aid (i.e., emergency shelter, support groups, Benevolence Project, legal aid, housing assistance, etc.). EVAP also made 10 referrals to Everett Housing Authority; 4 referrals to Metropolitan Boston Housing, and 8 referrals to the Department of Transitional Assistance for emergency housing assistance.

V. PTH provided 381 hours of support service to EVAP; Massachusetts Alliance of Portuguese Speakers provided 6 hours of interpreter services, Wayside Youth Services provided 3 hours of Spanish interpreter services, and the Department of Children and Families provided 4 hours of emergency shelter transportation services to EVAP.

Youth Services/Gang Unit (YSU)

The **Youth Services Unit (YSU)** consists of one sergeant and two patrolman who both have dual roles. The patrolmen are assigned as the School Resource Officer (SRO) in the High School, in partnership with the Everett Public Schools to increase safety in the schools and to develop an open ongoing dialogue between youths and the police department. The officers assigned as the SROs have been trained and certified in special classification and on occasion will help out with issues in the city's middle schools. The SRO attends a juvenile justice meeting with school officials, juvenile probation, mental health professionals, the Middlesex District Attorney's Office, and assists school administrators with grades K to 8.

The assigned sergeant manages the unit, addresses juvenile crime issues throughout the city, writes and manages grants, and attends community outreach meetings. He is also part of a regional gang task force, known as the "Metro-Gang Task Force," with nine other communities and several Federal agencies. This is funded under the Charles E. Shannon community safety grant.

Criminal Investigations Division (Continued)

Lt. Richard Gamby

Both the sergeant and patrolmen of the YSU split their time with the gang unit and are responsible for patrolling hot spot areas of the city including parks and playgrounds. These officers also identify and disrupt gang activity and youth - related incidents, conduct follow up investigations, work with the Metro-Gang Task Force, attend community meetings, and assist with community and neighbor problems.

This past year, the YSU accounted for over 660 man hours toward the Shannon Grant patrols. Many of these patrols were focused on juvenile hot spots throughout the city. Throughout the course of the patrols conducted, officers effectively interacted with countless at-risk youth in both an enforcement and deterrent role. The parks and playgrounds were a focal point and officers encountered many youths engaging in the use of marijuana and/or alcohol. The Shannon Grant hours were also used to assist neighboring cities in special events such as: Cambridge Caribbean Festival; Quincy 4th of July Fireworks; and annual Metro Mayors Youth Basketball Tournament in Somerville.

The YSU also worked with other agencies over the course of the year including Everett Boys and Girls Club, where frequent visits were made to their site to interact with members. Officers also worked with T.E.A.S.A. (Teens in Everett Against Substance Abuse) and The Cambridge Health Alliance in conducting alcohol compliance checks and attending various meetings to strategize with staff on effective ways to spread the word on substance abuse issues to local youth.

Members of the YSU have been attending juvenile justice meetings on a bi-weekly basis at Everett High School for years working with our community partners. This past year, the YSU started the process of conducting similar meetings with the Phoenix Charter School in Everett.

2014 Everett Police Department Highlights

- New Officers-** the Everett Police Department swore in eight new Police Officers. These Officers joined the Operations Division and have helped make an immediate impact.



- CompStat-** In 2014, Chief Mazzie started holding a monthly CompStat meeting with command staff. CompStat started in New York City and is an organizational management tool for police departments, traditionally focusing on accountability. At the Everett Police Department, CompStat is generated by the department's Crime Analysis Unit and utilizes mapping, in-house and regional data and officer activity statistics to identify problems and highlight staffing shortcomings and successes. In these monthly meetings, the Command staff discusses current issues and devises strategies and tactics to solve problems, reduce crime, and ultimately improve quality of life in their assigned area.
- ShotSpotter-** In August of 2014, the city joined Boston, Chelsea and Somerville by going live with ShotSpotter. The ShotSpotter system works by relaying data (time, date, address, number of rounds) recorded on sensors throughout the city directly to the police department's dispatchers. The system also automatically emails staff with an alert containing an audio of the incident, and a map of the area. Since its activation, the system has recorded 17 incidents, 14 of which were confirmed to be gunfire by the software. Three individuals have been arrested on firearms charges as a result of system activation. Additionally, users of the system have access to data recorded by other cities. The Everett ShotSpotter System was funded through a Department of Homeland Security Urban Area Security Initiative (UASI) grant through the Metro Boston Homeland Security Region (MBHSR), of which Everett is a part.



2014 Everett Police Department Highlights (Continued)

- ✦ **Fleet Upgrade-** the Department received funding from UASI to purchase two new K-9 vehicles.
- ✦ **Outreach-** the Everett Police Department continued to meet and conduct outreach with the immigrant community by holding quarterly meetings at the Connelly Center in Everett. These meetings have fostered positive relationships and an exchange of important information between the police and community members.
- ✦ **EPD K-9 Training Facility-** the department and the Mayor are pleased to announce the opening of a K-9 training facility in the machine shop of the Everett High School. The facility will be utilized by the Department's K-9 unit along with other surrounding towns and cities' K-9 units. A special thank you to the Everett Home Depot for donating the supplies needed for the renovation. On April 7, 2014, a weeklong training and testing exercise program was conducted at the facility. An estimated 50 law enforcement K-9 teams participated in this week long National Odor Recognition Test (NORT) which was administered by ATF chemists and enabled explosive dogs used by local, state, and federal law enforcement agencies the ability to undergo a national testing standard.



- ✦ **Lieutenant Liaison Program (LLP)-**the Everett Police Department continued to utilize the LLP, which is designed to give the residents of the City a personalized contact person within the department. Each ward of the city will have a police lieutenant as a point of contact to address the quality of life issues that may trouble them. A list of lieutenants and contact information for each ward are listed on the department's website here:

<http://everettpolice.com/Liaison%20Program.htm>

- ✦ **Tasers-** The Department made progress in outfitting its officers with Electronic Control Devices, known widely as tasers. While used in a limited amount of incidents they have shown to be an effective tool in preventing officer and subject injuries. The timetable to have the whole department outfitted has moved up, and it is projected that we will have a taser on the belt of every officer before the end of 2015.



2014 Everett Police Department Highlights (Continued)

✚ **DMH Training-** Helps Everett Police Prepare to respond to mental health crises- November 2014, 28 police officers from Belmont, Everett, Malden, Cambridge, and Somerville received specialized mental health training through the Cambridge-Somerville Regional Crisis Intervention Team Training and Technical Assistance Center, created through a grant from the Massachusetts Department of Mental Health (DMH). The program trains officers in the region in the latest techniques for safely and effectively responding to individuals and families experiencing a mental health crisis.

✚ **National Night Out-** Everett's 12th Annual National Night Out occurred on August 9, 2014. Everett's National Night Out is a collaboration with the National Association of Town Watch, a non-profit crime prevention organization that works in cooperation with thousands of crime watch groups and law enforcement agencies throughout the country. Designed to strengthen our neighborhoods through police-community partnerships, National Night Out heightens crime and drug prevention, builds support and participation in local anti-crime programs, and sends a message to criminals that our neighborhoods are organized and fighting back. This year, we continued with the theme used last year as residents from each ward met at a gathering point in their area and walked with Everett police officers and city officials through the streets of Everett joining up at the Gentile Recreation Center for food and music. The theme again this year was that we, the residents of Everett are in control of our city... that "WE OWN THE STREETS!!"

✚ **Social Media-** the Everett Police Department continued its outreach into the community on social media. Posting more on the department's Facebook page and on Twitter pages allows for a greater connectivity with the community. In 2014, the department's Facebook page achieved over 3000 "Likes" making it one of the largest police social media sites in the region. Users can anonymously submit a tip through the "Anonymous Tips" page.



➤ **Please note:** The Everett Police Department Facebook and Twitter accounts are not for the public to report crimes nor is it where the Everett Police will post emergency warnings about ongoing crimes in progress. We ask that you call 911 for emergencies and 617-387-1212 for non-emergency reports of crime or police related issues. We will utilize our Reverse 911 system to inform the public of ongoing crimes in progress, as appropriate.

✚ **Technological Upgrades and Changes-** In 2014 the Everett Police Department, through a Department of Homeland Security Grant managed by EOPSS and the Metro Boston Homeland Security Region, upgraded the Emergency Operations Center to allow for the better dissemination of critical information to key emergency management personnel during a large scale emergency. New laptops, LCD displays and video display equipment were installed at no cost to the city.



2014 Everett Police Department Highlights (Continued)

Charitable Events

1. For a third year in a row, Everett officers grew goatees and raised \$3000 for the Crohns and Colitis Foundation, the Massachusetts Special Olympics, and Cops for Kids with Cancer in 2014.
2. The Everett Police Department's 2014 Christmas Drive for Hats, Mittens and Gloves for Everett School Kids was a great success. The Whittier School and the English School were this years recipients.
3. In June of 2104, Chief Mazzie participated in the Special Olympics Law Enforcement Torch Run Final Leg in New Jersey.
4. Members of the Everett Police Department hosted a 5K road race to benefit 8 year-old Jared Connor in his fight against Sanfilippo Syndrome on September 2014. These members raised over \$10,000 through this event.



2014 Everett Police Department Highlights (Continued)

Prescription Drug Drop-Box Locations



The Everett Police Department is open 24-hours a day for residents to drop off unused or expired prescription drugs. Residents are encouraged to come to the Everett Police Department to properly dispose of their prescriptions by placing them in the prescription drop-box located in the lobby. This program involves no paperwork, and there are no questions asked.



During 2014, residents of the city continued to deposit their unwanted or expired medications inside the 24-hour drop-off box. The contents of the box are removed every 30 days, and stored inside a restricted vault until they are transported to an approved incinerator for destruction. Additionally, there are MedReturn Drug Collection Units throughout the City. Pictured on the right is one such box located at the Board of Health Office in City Hall. Residents may drop off their unwanted medications during regular business hours.



- On April 26th the Everett police Department in conjunction with the Everett Health Department (EHD) participated in National Prescription Drug Take-Back Day. Drop boxes were located at three locations this year; the Everett police Department Lobby, Rite Aid Pharmacy and Walgreens Pharmacy. On September 27th the EPD and the EHD again collaborated at the police lobby and Walgreens. Over 230 lbs of prescription medicine was turned in to the DEA for destruction over the course of this year.

2014 Everett Police Department Highlights (Continued)

Operations Division

The men and women of the Operations Division are the backbone of the department. They are the police department's most visible representatives on the streets and are the officers who have that most contact with our public. They perform a wide range of duties in a competent and efficient manner.

The patrol officers of the Operations Division again excelled in the performance of their duties in 2014. Capturing bank robbers, saving lives, and making a positive difference in the lives of the residents of this community.

In 2014, the EPD conducted a review of the number of firearms recovered over the past four years. These are firearms found in the hands of unlicensed parties, discarded/recovered guns, firearms seized during search warrants and firearms involved in crimes in the city. In 2010, through the course of a few search warrants nearly 30 weapons were recovered. See table below.

Year	2010	2011	2012	2013	2014
Number of guns	42	13	13	18	16

February 4th - Officers responded to a report of a robbery in progress at McCormack's Liquors on Hancock St. Responding officers arrested a 23 year old male from this city. The suspect is believed to be responsible for a string of convenience store robberies in the city and was charged with three counts of armed robbery with a mask.

March 21st - A member of the EPD apprehended a male who was subsequently charged with robbing the Everett Credit Union on Broadway. This officer was working in another capacity at the time of the incident. When he heard the call regarding the robbery, the officer saw and apprehended party fleeing the area.

April 25th - The K-9 Unit assisted the Danvers and Peabody Police Determents with locating a drug hide in a 2004 Jaguar. The hide was behind the air controls and it contained 60 grams of cocaine, 8 grams of crack, 44 grams of heroin, and a large sum of money.

December 6th - Everett 911 Communications Center received a notification from the **ShotSpotter** detection system of a firearm being discharged in the Swan Street Park. Officers were immediately dispatched before residents had a chance to call. Officers were able to locate three males matching the description given, and, after a foot chase arrested a 17 year old from Everett. Also recovered were a .45 Caliber Ruger handgun and a small amount of ammunition.

2014 Everett Police Department Highlights (Continued)

Operations Division

May 19th- K-9 unit stopped a motor vehicle for illegal window tint. The unit discovered a drug hide behind the dashboard air controls of a 2001 Volvo V40 Wagon. The hide contained ~55 grams of cocaine from the dashboard hide. The operator of the motor vehicle was arrested.



July 15th- A patrolman was working a private police detail on the Revere Beach Parkway when a report of an individual pulling a gun on another male was reported to the Everett Police Dispatch. A description of the individual with the firearm was broadcast to the responding patrol units. The patrolman observed an individual fitting the suspect's description run across the Revere Beach Parkway and enter the Tedeschi's market. Members of the EPD entered the store and ordered the suspect at gunpoint to lie down on the floor. The suspect complied and informed the officers of a firearm on his person. The suspect was charged with Armed Robbery, Assault with a Dangerous Weapon, Unlawful Possession of a Firearm, Unlawful Possession of Ammunition and Breaking and Entering of a Motor Vehicle. He was arraigned in Malden District Court on Wednesday July 16, 2014.

August 7th- EPD K-9 team assisted the DEA regional taskforce at a residence in Malden. At the residence a drug hide was located in the wall. The hide contained 640 grams of cocaine, scales, drug cutting equipment, and coffee used as a masking agent.



2014 Everett Police Department Highlights (Continued)

Criminal Investigations Unit (CIU)

Of the hundreds of cases investigated by the CIU, many were solved through persistent determination and sound detective skills. It should also be noted that this unit, with the assistance of the FBI Bank Robbery Task Force, had a clearance rate of 85% for bank robberies occurring in Everett through 2014.


CIU Highlighted Cases:

February 17th- the CIU made an arrest in connection with the attempted armed robbery and shooting of a store clerk at the Neighborhood Convenience Store. Following the attempted robbery and shooting, Everett Police detectives and the CAU released a photograph taken on surveillance video of one of two suspects in the armed robbery. After receiving numerous tips following the release of the photo a male was charged with Armed Assault with Intent to Rob Victim, Aggravated Assault & Battery with Serious Bodily Injury, and Unlawful Use of a Firearm.


June 6th- a Detective from the CIU along with officers from EPD located and arrested two suspects in involved with an armed home invasion in Everett. Both suspects were charged with Home Invasion and Unlawful Possession of a Firearm. The firearm was recovered the following morning.

December 28th- An Everett woman was killed after being hit by a car near Broadway and Pleasant Street. After an investigation by the CIU a male from Charlestown, faces charges that include operating under the influence of drugs.

Additionally, multiple arrests have been made as a result of increased use of technology, the assistance of the CAU and, regional information sharing.



Identifications made-- charges filed in two cities for: B and E, larceny, fraud, receiving stolen.



ID made and charges filed- robbery



12/25/14 2:17:43a

2014 Everett Police Department Highlights (Continued)

Special Criminal Investigations Unit (SCIU)

- ✚ A Detective from SCIU received information from a reliable source that they knew of an individual that was actively selling Oxycodone out of a home on Stewart Street. As a result of an investigation, a search warrant was granted. The search warrant was executed and resulted in the arrest of the defendant who was charged with 10 felony narcotics related charges. The search of defendant's residence and vehicle resulted in the recovery of over 500 various pills (mainly pain medications). In addition, officers seized over \$63,000.00 in cash as well as one Cadillac.
- ✚ Members of SCIU spent a significant amount of time working with members of the Chelsea Narcotics Unit in "Operation Crack Down." The investigation mainly revolved around an undercover detective working the Chelsea Square area buy crack cocaine. This investigation spanned over 3 months (July – Oct) and resulted in felony charges being brought forward against 36 individuals, with 10 of them being indicted.
- ✚ In December, an investigation by members of SCIU, uncovered drug activity stemming from an address on Ferry Street. Further investigations led us to being granted a search warrant for the address in search of marijuana (operation "Just Weed"). As a result of the search 2, were placed under arrest for various felony charges. Recovered from the address was over \$1,500 in cash, over 90 grams of cocaine, 2 firearms, and a small amount of marijuana.

Youth Services/Gang Unit (YSU)

In 2014, the YSU continued to work in conjunction with the Everett School Department, Boys and Girls Club, Cambridge Health Alliance, and other organizations to address youth issues in violence, gang involvement, substance abuse, and many other issues. Utilizing multi-jurisdictional teamwork and cooperation, the unit identifies gang or violence involved youth, and proactively addresses, mediates, and circumvents issues before they become violent. In today's society, the officers are continuing to see pressure on young people to join gangs. Therefore, much of this unit's energy goes into disrupting this effort.

- ✚ **Underage Alcohol Enforcement** - Throughout the summer of 2014, the YSU continued to work with the City of Everett Licensing Commission in the detection, enforcement, and public education of underage drinking laws under a grant from the Cambridge Health Alliance. Targeted patrols and sting operations were successful in deterring many underage youth from acquiring and consuming alcohol. Four operations were conducted with 56 checks of establishments completed, and 1 violation was written for providing alcohol to minors. To note, the number of issued violations has decreased in the last two years significantly due to the fact that the establishments are now aware that these checks occur randomly.

2014 Everett Police Department Highlights (Continued)

Youth Services/Gang Unit (YSU) Continued

- ✚ **Shannon Grant** – In 2014, the Everett Police Department was awarded a \$26,000 Shannon Anti-Gang Grant. These funds enabled the YSU to work on its goals of addressing youth issues in violence and gang involvement. Additionally, there was a reserve fund (for upticks in crime, special purposes) in the amount of \$20,000.00 for police partners. The EPD utilized the reserve funds twice totaling \$6,516.47; first for the March/April 2014 night time robbery series, and second for a collaborative 18th Street gang investigation with Chelsea PD. In 2014, the YSU collaborated more with state and federal agencies in joint gang investigations.
- ✚ **2014 Junior Police Academy** – Another great year for the Junior Police Academy with 40 boys and girls in the 6th, 7th, and 8th grades were selected to participate. The focus was on team-building and teamwork. Aside from classes and demonstrations in daily police operations, SWAT, Criminal Investigations, Traffic Enforcement, and Marine Unit Operations, the squads were motivated by daily physical fitness, running, and team building exercises.
- ✚ **Building Bridges** - In December, Teens in Everett Against Substance Abuse (TEASA), joined the Boys & Girls Club of Everett and the Everett Police Department for a youth-police dialogue. The event aimed to connect and build relationships and partnerships among Everett youth and police. The forum, a proactive prevention method to reduce negative youth/police interactions, encouraged an open discussion, showcased youth leadership, and demonstrated the community's commitment to build a safe and healthy Everett.



2014 Everett Police Department Highlights (Continued)

Crime Analysis Unit (CAU)

The Everett Police Department continues to take the lead in regional problem solving. The Everett Police Department CAU participates in the daily UASI regional BRIC calls; the SMART policing initiative has the department working closely with Somerville and Cambridge Police Departments, and the Community Innovations Grant has the department working closely with the Chelsea and Revere Police Departments to better understand crime definitions and crime reporting processes between jurisdictions. The department's monthly High Impact Players meeting brings the Police Department together with Probation, District Attorneys Office, and Courts.

The strength of Everett Police Department's CAU and regional partnerships was highlighted with the swift resolution of 10+ cases in Everett, and the arrest of an individual for residential breaking and entering. Further, the CAU assisted 12 local agencies in the resolution of cases.

- ✚ **Capacity-** In 2014, the department was able to utilize interns to increase the department's crime analysis capacity. This additional capacity has enabled the analysts to publish new products for in-house distribution to our officers to address criminal and quality-of-life offenses in and surrounding the city. Further, the CAU has had a greater focus on regional collaborations with our municipal/state partners as stated above. These interns logged over 1,500 hours in 2014.
- ✚ **Investigations-** In 2014, the analysts aided the CIU and regional agencies in several in-depth and long-term investigations (including robberies, house breaks, frauds, shopliftings), which resulted in arrests, the recovery of stolen property, and the narrowing of suspects. For Everett investigations where suspect recognition is sought, the analysts compiled offender information and available photos into a bulletin, which the analysts then distributed both in-house to our officers as well as to regional agencies for possible identification. The analysts published 78 such bulletins in 2014. The EPD analysts also evaluated information requests from outside agencies in order to ascertain if a previous Everett offender is involved and passed along that data to the appropriate agencies for action.
- ✚ **Data Requests-** 131 data/information requests were responded to in 2014. These requests came from both the city's internal departments and our regional municipal/state/federal partners. Along with these data requests, the analysts generated a minimum of four presentations every month (monthly regional and city meetings). Two of these presentations, the North Shore Gang Task Force and Youth-at-Risk meetings, utilize Everett offender data that is prepared and shared at monthly regional meetings in Boston and Cambridge, respectively, with the idea of brainstorming for creative solutions to regional crime issues that involve cross-jurisdictional offenders.
- ✚ **"Most Wanted" Bulletins-** In 2014, the analysts continued to release a weekly "Most Wanted" bulletin to the public via social media. A richer version of the bulletin is also provided to our officers on a weekly basis. This bulletin highlights both non-residents and residents of Everett who have active warrants for felony offenses. The analysts also provide information and data to our webmaster to be published for public perusal on the police department website.

2014 Everett Police Department Highlights (Continued)

Crime Analysis Unit (CAU) Continued

- Workgroups and Regional Data Sharing-** In 2014, the analysts continued to work with District Attorneys, Probation, Malden Police, analysts from the Boston Regional Intelligence Center, and the Everett Police Department. The focus of this workgroup is to share information and updates on the high impact players that are affecting Everett and our neighboring cities. The analysts prepare a factsheet for each “player” for the monthly meeting. Additionally, the crime analysts served on a subcommittee for the Smart Policing Initiative grant. This position requires collaboration between the analysts from all three participating departments.
- Crimeview-** In 2014, the analysts continued to work with regional partners to develop a platform for data sharing. Crimeview Dashboard (an ArcGIS plug-in by the Omega Group, pictured below) allows data to be imported from each department and be quickly viewed in several formats including heat maps, repeat call locations, day of the week charts, and time of day graphs. Crimeview has been utilized by the CAU for regional crime trend analysis and linking of cases and for the Department’s monthly CompStat meeting. An image of this interface is below:



Table 1: 2009-2014 NIBRS* Reportable Group A Crimes and Corresponding Crime Rates

*National Incident Base Reporting System (NIBRS) — Note: If crime type does not appear, then none were reported. The arrests for Group B Offenses in this table only include those arrests which were reported as part of Group A arrests.

Offense Type	Number of Offenses						Crime Rate (per 1,000)					
	2009	2010	2011	2012	2013	2014	2009	2010	2011	2012	2013	2014
Total	2,480	2,602	2,218	2,196	2,091	1,840	64.75	62.5	53.23	52.7	50.18	43.23
Murder and Nonnegligent Manslaughter	1	3	0	3	1	0	0.03	0.07	0	0.05	0.02	0.00
Negligent Manslaughter	0	0	0	1	1	0	0	0	0	0.02	0.02	0.00
Kidnapping/Abduction	1	3	5	0	4	3	0.03	0.07	0.12	0.02	0.10	0.07
Forcible Rape	7	16	17	11	18	8	0.18	0.38	0.60	0.26	0.43	0.19
Forcible Sodomy/ SA with a Object	0	0	0	0	1	2	0	0	0	0	0.02	0.03
Forcible Fondling	8	11	8	9	9	4	0.21	0.26	0.19	0.22	0.22	0.09
Statutory Rape	3	1	3	1	1	0	0.08	0.02	0.07	0.02	0.02	0.00
Aggravated Assault	116	143	113	88	121	96	3.03	3.48	2.71	2.21	2.90	2.26
Simple Assault	300	327	261	275	273	98	7.83	7.85	6.43	6.89	6.55	2.30
Intimidation	105	129	102	106	87	95	2.74	3.10	2.47	2.64	2.09	2.23
Arson	1	2	3	2	0	1	0.03	0.05	0.07	0.05	0	0.02
Burglary/Breaking & Entering	291	330	243	242	189	148	7.60	7.92	5.83	5.98	4.54	3.48
Counterfeiting/Forgery	11	18	8	7	27	11	0.29	0.43	0.19	0.17	0.65	0.26
Destruction/Damage/Vandalism of Property	427	390	317	358	367	324	11.15	9.36	7.61	8.62	8.81	7.61
Embezzlement	0	0	0	0	0	5	0	0	0	0	0	0.12
Extortion/Blackmail	0	1	0	1	3	3	0	0.02	0	0.02	0.07	0.07
False Pretenses/Swindle/Confidence Game	12	16	12	15	16	20	0.31	0.38	0.29	0.36	0.38	0.47
Credit Card/Automatic Teller Fraud	53	55	66	56	48	49	1.38	1.32	1.58	1.34	1.15	1.15
Impersonation	60	39	49	68	29	36	1.57	0.94	1.18	1.63	0.70	0.85
Welfare Fraud	5	3	5	1	4	2	0.13	0.07	0.12	0.02	0.10	0.05
Wire Fraud	4	4	2	5	1	3	0.10	0.10	0.05	0.12	0.02	0.07
Robbery	83	73	56	63	61	68	2.17	1.75	1.39	1.58	1.46	1.60
Pocket-picking	2	2	3	3	1	1	0.05	0.05	0.07	0.07	0.02	0.02
Purse-snatching	15	13	14	4	8	11	0.39	0.31	0.34	0.10	0.19	0.26
Shoplifting	92	86	95	88	99	136	2.40	2.06	2.28	2.11	2.38	3.19
Theft From Building	51	73	53	73	30	38	1.33	1.75	1.27	1.75	0.72	0.89
Theft From Motor Vehicle	282	319	283	212	237	177	7.36	7.66	6.79	5.09	5.69	4.16
Theft of Motor Vehicle Parts/Accessories	13	15	15	13	9	10	0.34	0.36	0.36	0.31	0.22	0.23
All Other Larceny	257	292	233	227	258	273	6.71	7.01	5.59	5.45	6.19	6.41
Motor Vehicle Theft	146	113	134	131	93	102	3.81	2.71	3.31	3.26	2.23	2.40
Stolen Property Offenses	16	21	18	15	18	22	0.42	0.50	0.43	0.36	0.43	0.52
Drug/Narcotic Violations	71	68	54	67	50	56	1.85	1.63	1.30	1.61	1.20	1.32
Drug Equipment Violations	26	19	22	22	19	23	0.68	0.46	0.53	0.53	0.46	0.54
Operating/Promoting/Assisting Gambling	0	0	0	4	1	0	0	0	0	0.10	0.02	0.00
Gambling Equipment Violations	0	0	2	6	1	0	0	0	0.05	0.14	0.02	0.00
Pornography/Obscene Material	2	1	0	2	2	1	0.05	0.02	0	0.05	0.05	0.02
Prostitution	6	5	3	6	0	3	0.16	0.12	0.07	0.14	0	0.07
Weapon Law Violations	12	9	10	8	4	11	0.31	0.22	0.24	0.19	0.10	0.26

Table 2: 2009-2014 Count of Arrests for NIBRS Group B Offenses

Note: If offense type does not appear, then none were reported.

Arrest Date						
Offense Type	2009	2010	2011	2012	2013	2014
Bad Checks	3	1	3	6	1	2
Disorderly Conduct	14	14	16	19	4	9
Driving Under the Influence	26	26	26	20	24	19
Family Offenses	2	3	3	3	4	89*
Trespass of Real Property	1	2	5	2	5	6
Total Group B Arrests	46	46	53	50	38	125

Table 3: Number of Crimes by Crime Type with a Firearm

Crime Type	2009	2010	2011	2012	2013	2014
Murder and Non-negligent Manslaughter	0	1	0	0	0	0
Forcible Rape	1	1	0	0	0	0
Aggravated Assault	10	14	14	9	10	2
Robbery	20	33	15	10	17	22
Total	31	49	29	19	27	24

Data Notes

Table 1: references the number of offenses recorded by the Everett Police Department from 2009 to 2014. In a crime incident where there is one offense committed by a single offender against a single victim and a single person is arrested, all of the measures would equal one. The vast majority of crime incidents in Massachusetts are characterized by this one to one to one scenario. However, there are times when multiple events can occur during a crime incident, which make the multiple types of measures useful for understanding the dynamics of crime. For example, if three defendants assaulted and then raped a victim, there would be one incident of violent crime, but there would be two offenses counted (assault and rape), with two victimizations (one for assault and one for rape), and three offenders. Further the FBI UCR program utilizes the Hierarchy Rule, which states that if multiple offenses are committed in the same incident, it is classified (and reported) as the most serious of the offenses. As an example, almost all robberies involve both an assault and a theft, such incidents are included only under the “robbery” category.

Table 2: Group B offenses are only reported if an arrest is made. Therefore, the incident count for Group B offenses mirrors the arrest count. Further, the Everett Police Department arrested 5 people under the age of 18 in 2014 for a Group B offense.

The noted decreases in simple and aggravated assaults in 2014 (Table 1) are under review in conjunction with the increase in Group B family offenses (Table 2). One contributing factor was a change in crime code categories at the Everett Police Department. In an effort to better review assaults that occur as part of a domestic incident, adjustments in data recording were made. As a result, assaults that had been previously captured under Part A crimes are now captured under Group B offenses (family offenses) when an arrest occurs as part of a domestic violence incident. Additionally, these changes should be factored into the noted decrease in overall crime for 2014 as common crime analysis conventions for the reporting of crime information do not include Group B offenses.

Table 4: Crimes by Year Including 5 Yr. Average and Percent Change

Offense Type	2009	2010	2011	2012	2013	2014	5 Yr. Avg 2009-2013	5 Yr. % Change btw 5yr. Avg - 2014	1 Yr. % Change 2013-2014
Total	2,480	2,602	2,218	2,196	2,091	1,840	2317.4	-21%	-12%
Murder and Nonnegligent Manslaughter	1	3	0	3	1	0	1.6	-100%	-100%
Negligent Manslaughter	0	0	0	1	1	0	0.4	-100%	-100%
Kidnapping/Abduction	1	3	5	0	4	3	2.6	15%	-25%
Forcible Rape	7	16	17	11	18	8	13.8	-42%	-56%
Forcible Sodomy/ SA with a Object	0	0	0	0	1	2	0.2	900%	100%
Forcible Fondling	8	11	8	9	9	4	9.0	-56%	-56%
Statutory Rape	3	1	3	1	1	0	1.8	-100%	-100%
Aggravated Assault	116	143	113	88	121	96	116.2	-17%	-21%
Simple Assault	300	327	261	275	273	98	287.2	-66%	-64%
Intimidation	105	129	102	106	87	95	105.8	-10%	9%
Arson	1	2	3	2	0	1	1.6	-38%	NC
Burglary/Breaking & Entering	291	330	243	242	189	148	259.0	-43%	-22%
Counterfeiting/Forgery	11	18	8	7	27	11	14.2	-23%	-59%
Destruction/Damage/Vandalism of Property	427	390	317	358	367	324	371.8	-13%	-12%
Embezzlement	0	0	0	0	0	5	0.0	NC	NC
Extortion/Blackmail	0	1	0	1	3	3	1.0	200%	0%
False Pretenses/Swindle/Confidence Game	12	16	12	15	16	20	14.2	41%	25%
Credit Card/Automatic Teller Fraud	53	55	66	56	48	49	55.6	-12%	2%
Impersonation	60	39	49	68	29	36	49.0	-27%	24%
Welfare Fraud	5	3	5	1	4	2	3.6	-44%	-50%
Wire Fraud	4	4	2	5	1	3	3.2	-6%	200%
Robbery	83	73	56	63	61	68	67.2	1%	11%
Pocket-picking	2	2	3	3	1	1	2.2	-55%	0%
Purse-snatching	15	13	14	4	8	11	10.8	2%	38%
Shoplifting	92	86	95	88	99	136	92.0	48%	37%
Theft From Building	51	73	53	73	30	38	56.0	-32%	27%
Theft From Motor Vehicle	282	319	283	212	237	177	266.6	-34%	-25%
Theft of Motor Vehicle Parts/Accessories	13	15	15	13	9	10	13.0	-23%	11%
All Other Larceny	257	292	233	227	258	273	253.4	8%	6%
Motor Vehicle Theft	146	113	134	131	93	102	123.4	-17%	10%
Stolen Property Offenses	16	21	18	15	18	22	17.6	25%	22%
Drug/Narcotic Violations	71	68	54	67	50	56	62.0	-10%	12%
Drug Equipment Violations	26	19	22	22	19	23	21.6	6%	21%
Operating/Promoting/Assisting Gambling	0	0	0	4	1	0	1.0	-100%	-100%
Gambling Equipment Violations	0	0	2	6	1	0	1.8	-100%	-100%
Pornography/Obscene Material	2	1	0	2	2	1	1.4	-29%	-50%
Prostitution	6	5	3	6	0	3	4.0	-25%	NC
Weapon Law Violations	12	9	10	8	4	11	8.6	28%	175%

Table 4 Summary

Table 4 highlights those offenses that had a notable percent change in their reporting. The 5 year average includes data from year 2009-2013. The 5 year percent change looks at the difference between the 5 year average (2009-2013) and the 2014 data. The resulting percentage change validates any trends that may be present in the 2014 data. For example, if vandalism decreases 12% from 2013 to 2014, there's no way to tell from that figure whether 2013 was unusually high or 2014 was unusually low. Therefore, comparing 2014 to an average helps to better assess whether the crime truly went up or down in the most recent year.

Overall Crime Comparisons – Group A Crime

2014 saw a 12% decrease in the number of personal, property and societal crimes reported when compared to 2013. This is a statistically significant drop. More importantly, the number of offenses in 2014 represents a 21% decrease over the 5-year average and a 26% decrease from 2009.

5 Year Crime Trends

The offense types (*crimes in category larger than 10 per year*) that had the most significant **decrease** between 2014 and the 5 year average are: simple assault (-66%) – please see data note on page 32, breaking and entering (-43%), theft from a motor vehicle (-34%), theft from a building (-32%), impersonation (-27%), motor vehicle theft (-17%), and aggravated assaults (-17%).

The offense types (*crimes in category larger than 10 per year*) that had the most significant **increase** between 2014 and the 5 year average are: shoplifting (+48%), swindling (+41%), stolen property offenses (+25%), and all other larceny (+8%).

1 Year Crime Comparison

Notable changes by number and type of offenses reported in 2014 compared to 2013
(*offenses in category larger than 10 per year*):

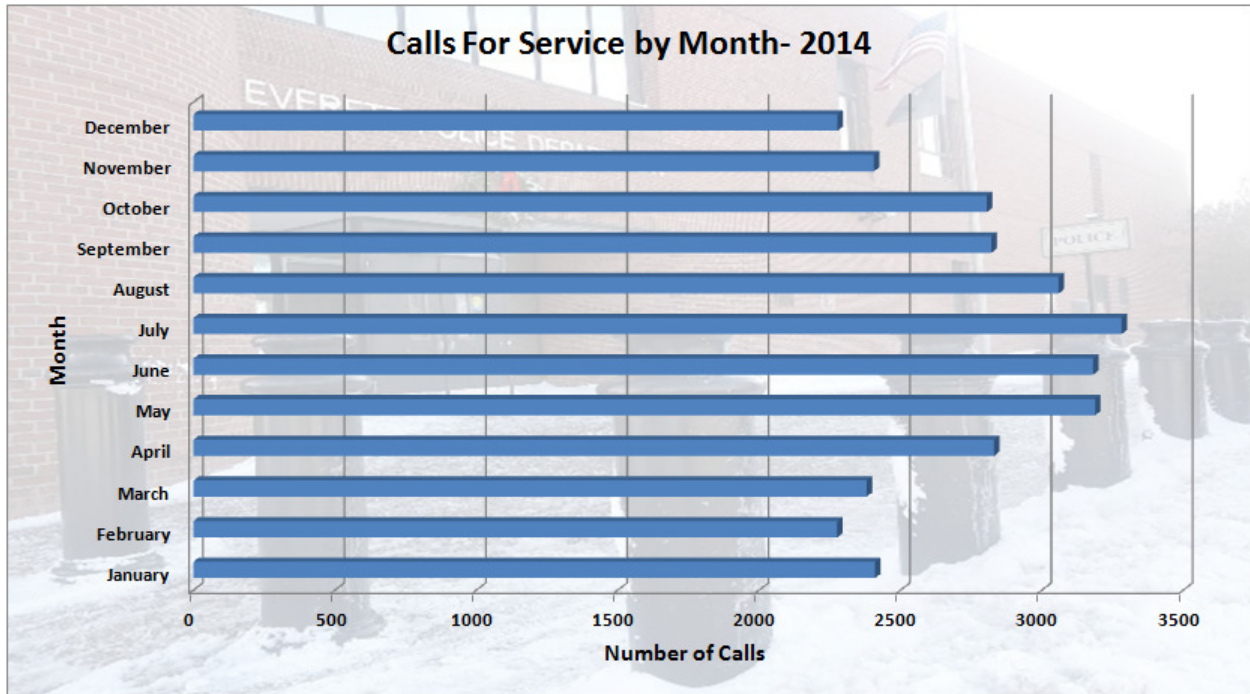
A sample of notable **decreases** in 2014 from 2013 include simple assault (-64%) – *please see data note on page 32*, counterfeiting/forgery (-59%), theft from a motor vehicle (-25%), breaking and entering (-22%) and vandalism (-12%).

A sample of notable **increases** in 2014 from 2013 include shoplifting (+37%), theft from a building (+27%), swindling (+25%), stolen property offenses (+22%) and robbery (+11%).

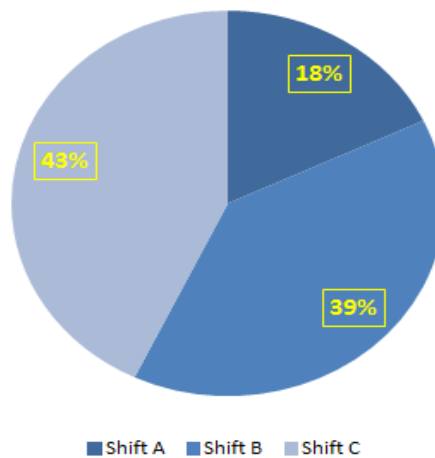
Calls for Service

In 2014, **32,927** calls for service were logged by the Everett Police Department.

- 37,967 unique action codes were utilized (each call can have more than 1 incident type attached).
- February and December were the quietest months with 2,278 and 2,277 calls taken.
- July was the busiest month with 3,283 calls taken.
 - In 2013, **30,761** calls were logged with the busiest month being August with 3,221 calls taken and the quietest being February with 2,193 calls taken.



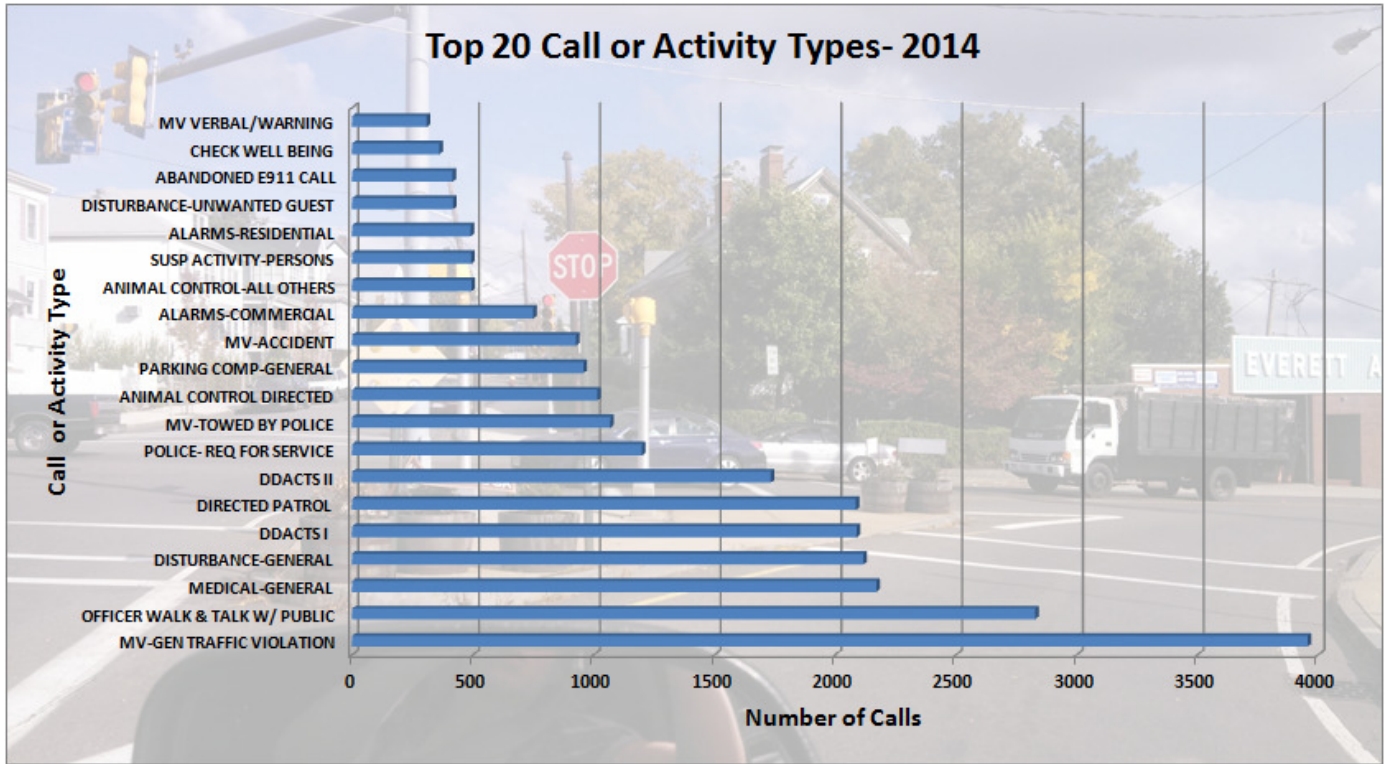
2014 Calls For Service by Shift



Note:

A shift: 12:00am-8:00am
 B shift: 8:00am-4:00pm
 C shift: 4:00pm-12:00pm.
 As captured by CrimeTrack.

Top 20 Call Types—All Incidents Including Non-NIBRS Offenses



2014 and 2013 Hot spots

Top 12 Locations by Number of Calls for Service

2013

Location	# of Calls
Whidden Hospital	307
Target	194
Stop N Shop	183
Everett High School	172
43 Elm St - Rec Center	121
Sweetser Circle	131
201 Chelsea St (Apt. building)	102
Rite Aid - 405 Broadway	98
Best Buy	98
Costco	95
Home Depot	79
Walgreens – 317 Ferry	74

2014

Location	# of Calls
Target	258
Whidden Hospital	227
Walgreens – 317 Ferry	178
Everett High School	147
Sweetser Circle	143
Rite Aid - 405 Broadway	107
43 Elm St - Rec Center	103
Stop N Shop	90
7-11 - 543 Ferry	86
Restaurant Depot	82
Costco	78
Best Buy & Tedeschi's -188 Chelsea St	70

Notes on top three locations:

- **Target-** most frequent calls included shoplifting, disturbances, and suspicious persons. Calls for service limited to calls specifically at (inside the store)—no motor vehicle citations are included. Part of the increase in calls at this location can be attributed to the Crime Analysis Unit's outreach and collaboration with Loss Prevention staff at Target.
- **Whidden Hospital-** most frequent calls included unfounded police service, abandoned 911, unruly patients and other disturbances, motor vehicle breaks, warrant service, missing property.
- **Walgreen's-** most frequent calls included shoplifting, disturbances, and loitering. Calls for service limited to calls specifically at (inside the store)—no DDACTS calls, motor vehicle citations, or officer walk and talks are included. The increase in calls at this location can be directly attributed to the placement of a police officer on patrol in the parking lot, the Crime Analysis Unit's outreach and collaboration with Loss Prevention staff at Walgreens and an increase in reported disturbances inside and outside of the store.

Arrests/Summons/Warrants/Citations

Top 5 Charges Applied to Arrests

In 2014, Everett Police made 859 arrests (813 adults, 46 juveniles).

Charge Code	Number of charges
Warrant	408
Domestic Assault and Battery	106
Unlicensed Operation of a MV	72
Resisting Arrest	48
Disorderly Person	49

Top 5 Crime types Issued Summons

In 2014, 419 people were Summoned to court.

Summons Issued by Crime Type	Number
Unlicensed Operation of a M/V	133
Revoked Registration	46
License Suspended	45
Failure to Stop for a Red-light	33
Uninsured MV	23

Top 5 Driving Infractions Issued Citations

In 2014, 3,077 citations with a total of 4,263 charges (each citation can have multiple charges) were issued by the Everett Police Department.

Charges Issued by Crime Type	Number
Failure to Stop for Red-Light	914
Speeding	536
Seatbelt	353
Stop Sign Violation	290
Unlicensed Operation	250

1,749 of these citations/charges were warnings. Another 1,530 were civil citations/charges, 595 were criminal citations/charges, and 389 were criminal citations/charges.

Warrants Issued

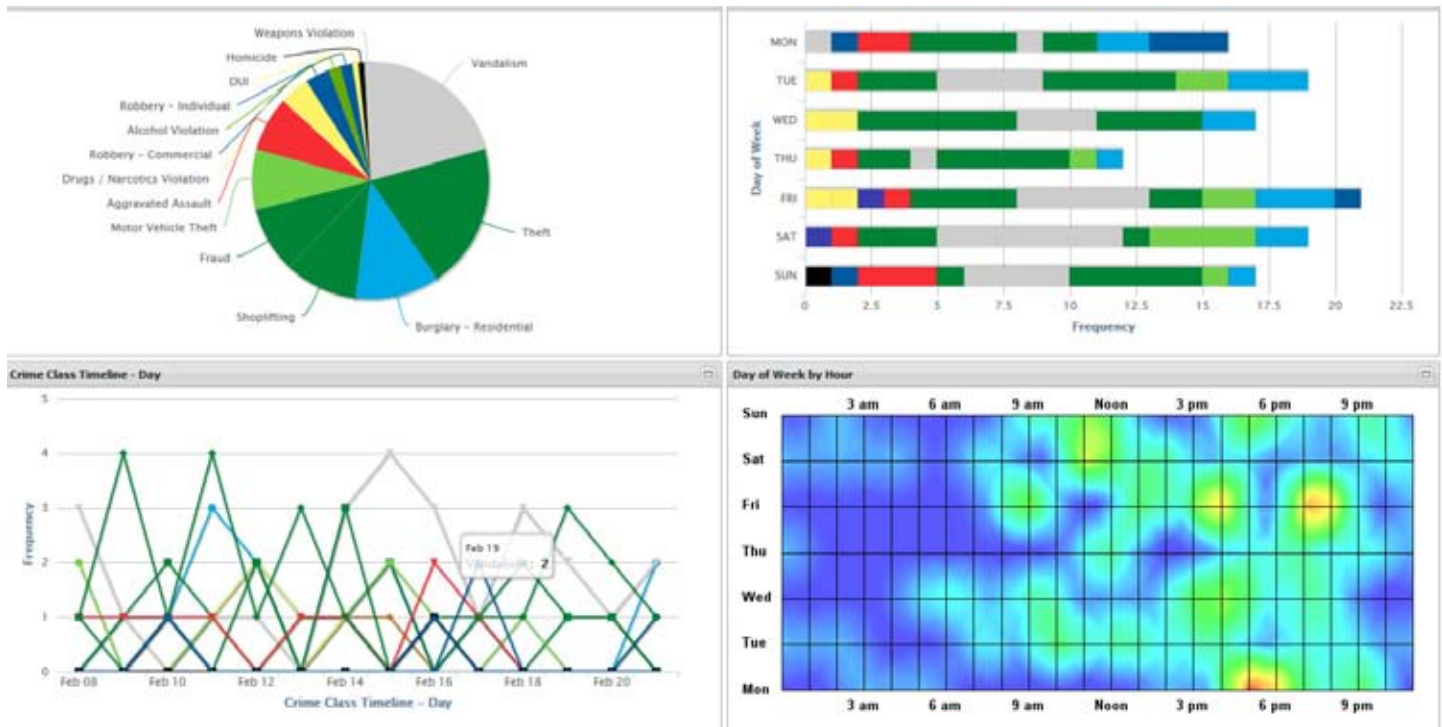
In 2014, 806 warrants were issued by the Everett Police Department.

Anonymous Crime Reporting Application



Wired Blue- offers the “My Police Department” (MyPD) application for SmartPhones. This application allows the public to anonymously submit tips to the Everett Police, receive incident notifications, commend an officer and submit feedback to the department. The application or app can be downloaded from the App Store or Android Marketplace.

Crime Mapping Tool



For additional information on crimes as they occur in Everett, visit [Raidsonline.com](http://www.raidsonline.com). The Everett Police Department and BAIR Analytics Inc. have partnered to provide a new way for the public to stay informed about crime in Everett. The data is updated four times a week. The site is free to use and can be accessed through <http://www.raidsonline.com/?address= Everett%2CMA>.



Everett citizens can download the free RAIDS Online Mobile app on the App StoreSM for the iPhone®, iPad® or iPod touch®.



**Everett Police Department
45 Elm Street Everett, MA 02149
(617) 389-2120**

<http://www.everettpolicema.com/>



Like us on **Facebook**: <http://www.facebook.com/EverettPoliceMa>



Follow us on **Twitter**: @everettpolicema or <https://twitter.com/#!/everettpolicema>

**This report was compiled by the EPD Crime Analysis Unit.
Report printed May 2015.**

Questions/Comments/Feedback: Melissa.trzecz@cityofeverett.org

This report is available for free download at:
<http://www.everettpolicema.com/>